

## O Scale C430 - Trucks?

---

**CentralFan1976** #1 February 14, 2016, 10:35pm

Hello all, I am new to the forum, but have been watching the A&O very closely since it appeared in MR.

It is the gold standard for realistic O scale railroading.

I am currently kit bashing a C630 into a C430, and noticed that you have one of your own! Can you tell me what model this is and where I could either get one or the truck sideframes... These seem to be hard to come by as only a very few roads had them; including my NYC.

Thanks for your help...

CentralFan1976

---

**Joe\_Z** #2 February 14, 2016, 10:35pm

You have a great taste in locomotives! I was fortunate to locate a model, several years ago, and have considered kitbashing a couple more. Those trucks are the real feature and most difficult to replicate.

The model was offered as a brass import from Overland Models, manufactured by Ajin Precision, about the time OMI also initially imported the HO scale versions. It would be OMI #O409, which is the NYC version with Hi-Ad trucks. OMI also did the RDG version, that I can confirm. I do not know if they did the GB&W or ALCO Demonstrator/ SCL versions, as these models predated my involvement in O scale.

The model is accurate for NYC (and later versions), with the correct NYC pilot/ step well configuration, the angled/ cut down air filter section.

The trucks, could essentially be built using brass, if you have the skills; or locate someone willing and able!!! Consideration should also be given to the plastic Weaver EMD trucks, as the sideframe could be reworked into a credible representation. These are easy to find and relatively inexpensive, so you can have some extras in the event you make an error.

Let us know how you proceed, as I and I'm sure others, would like to see your progress.

Joe

---

**David** #3 February 14, 2016, 10:35pm

Greetings to the Forum CF76!

I can't add much to what Joe has offered. Do indeed share your project as that's what this forum is designed for.

I purchased my Overland C430 many years ago one summer at the Indy O Scale National Convention. And it was indeed appropriately painted for the NYC. But... the A&O was looking for such a unit and dug deep to obtain it.

The unit weighs-in at 5 pounds and is a brute on the point of a train. Bob owns the as-yet unpainted C630, the longest loco on the layout. There's lots of room under the hood to fit a sizable speaker if desired. 😬

Thanks for the kind comment. We're eager to finally start scenery on 2.0 which should help the website!

Keep in touch.

David

---

**CentralFan1976** #4 June 19, 2016, 1:32pm


Thanks everyone!

Sorry I missed these responses, I didn't get any emails so I thought they went out into the ether.

So, I have so updating! I just ordered an undecorated, non-powered Atlas C-630 and the Hi-Ad side frames. The side frames are available on Shapeways, here:

<https://www.shapeways.com/product/9G22PF7EE/alco-hi-ad-truck-sideframes-o-scale?optionId=58827765&li=ostatus>

I'm not the first guy to try this, as witnessed below, but will probably be the first in O.



There's a lot of information out there, just google "Kitbash C-430".

Here's some more:









Thanks, again!

-Mario

---

**CentralFan1976** #5 June 19, 2016, 1:38pm

Btw...

My first KB project incoming along, ok...

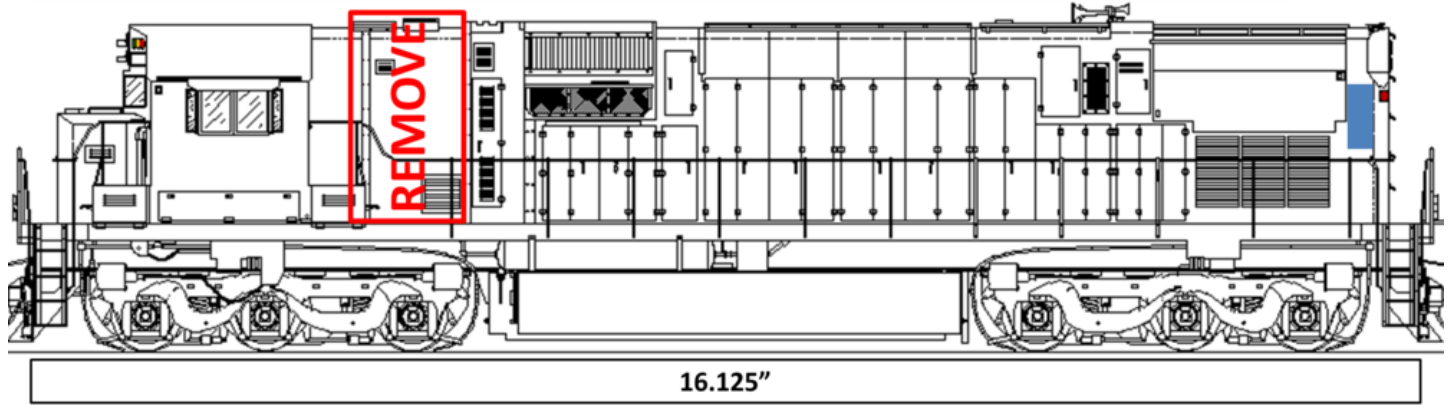
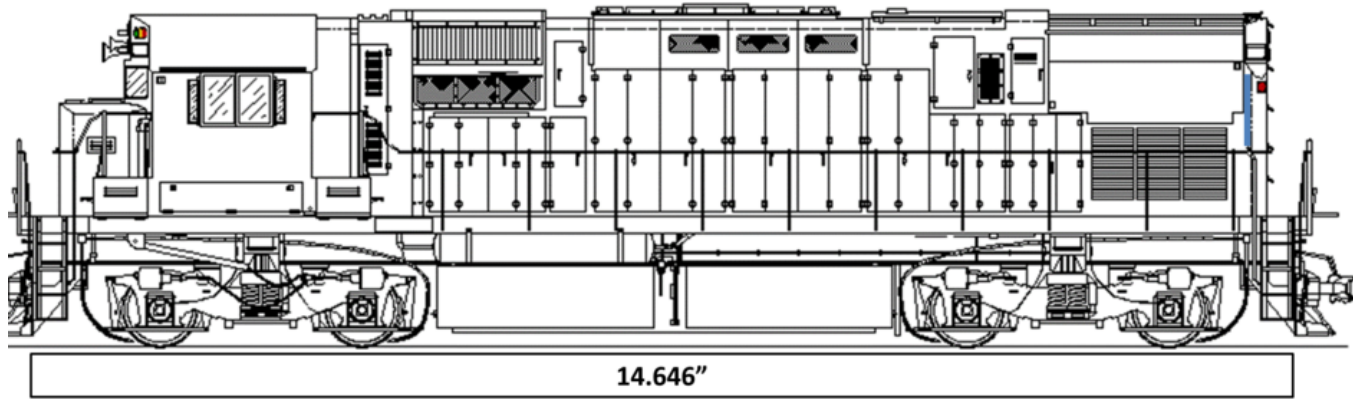
A GP20 from a GP9.

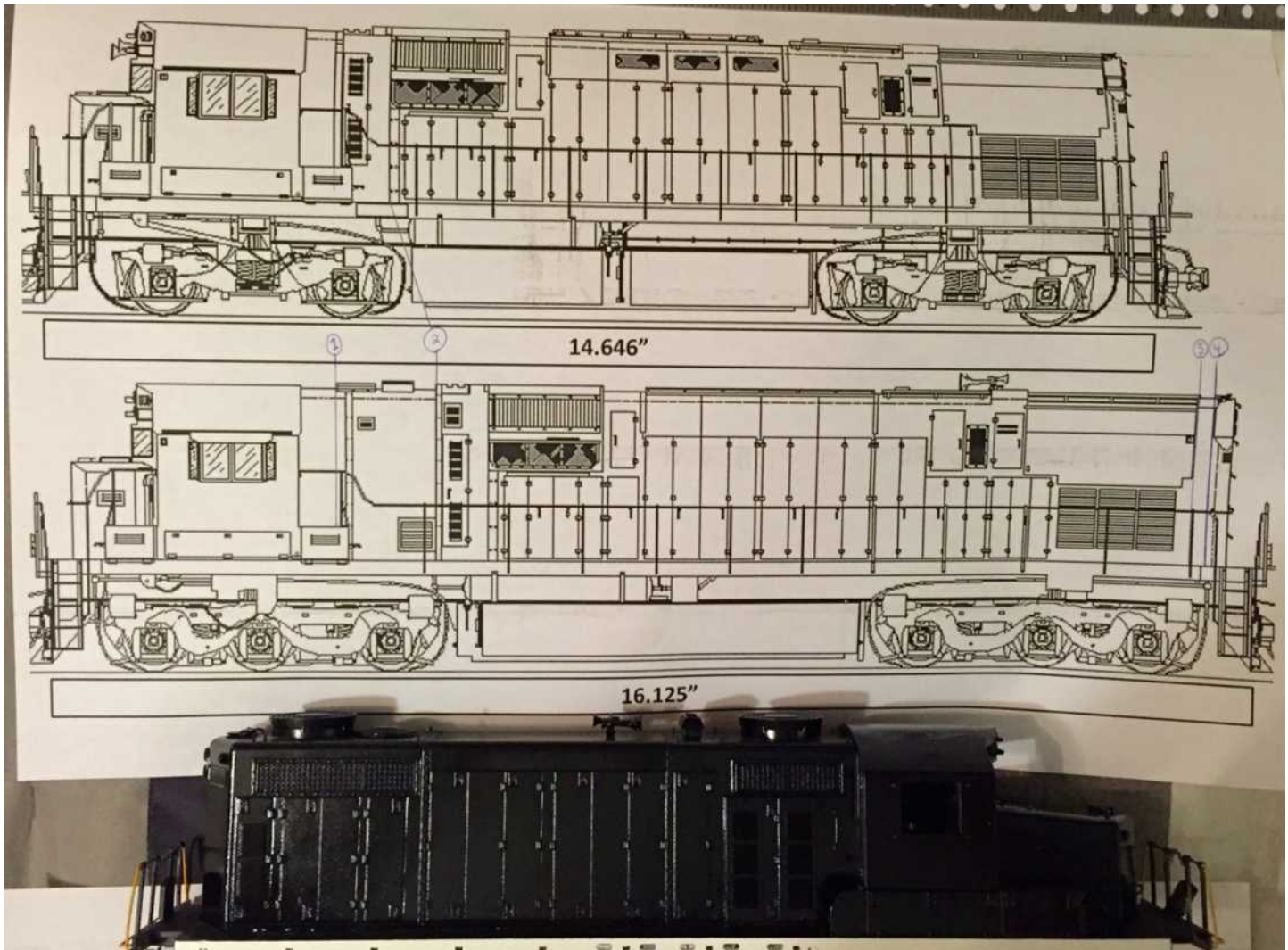


[CentralFan1976](#) #6 June 27, 2016, 11:21pm

This should make the desired conversion easier to visualize.







[CentralFan1976](#) #7 July 6, 2016, 2:22am

I'm thinking I'll pull the Atlas brake cylinders and lines off the C630 trucks. And the sand hoses.

Going to have to trim the mounting tab on the truck to get it to slide back so the brake pads are in line with wheel treads.





